

# INGROUND25 (Model)



## TECHNICAL INFORMATION

[IES Files](#)

<b>Watt</b>	2W
<b>Luminaire</b>	Up to 225lm
<b>CCT</b>	3000K – 4000K
<b>CRI</b>	>80
<b>Wiring</b>	700mA
<b>LED life time</b>	> 60000h - L80 - B20 (Ta 25°C)
<b>Color</b>	Stainless Steel - 30

## DESCRIPTION

### Construction

- AISI 316L stainless steel body and trim.
- Silicone rubber gaskets.

### Electrical & Optics

- To be operated only with constant current 700mA Class 2 remote drivers (order separately).
- High-efficacy LEDs with standard 3000K, 4000K (2700K or other CCTs available on request).
- PMMA lenses for LEDs.
- Clear PMMA screen.

### Listings

- UL certified to U.S. and Canadian standards, suitable for wet locations (cULus mark).
- Rated IP68 per EN60598.
- Luminaire rated for -40°C minimum ambient temperature.
- 1000Kg static load capacity per EN60598.
- High quality LED sources characterized according to IES TM-30, with high color consistency <3SDCM and long useful life >60000 hours at L80.



### Installation

- Recessed installation.
- Supplied with recessed installation box made of engineering plastic.
- Other recessed installation boxes made of engineering plastic or of AISI 316L stainless steel available.
- Supplied with power cord. 22AWG conductors.

IP68  
40"



## VERSIONS *(Click on below link to configure your product)*



[trim flush with ground](#)

[trim above the ground](#)

Size:  
Ø 1" 5/16  
3" 5/32

Size:  
Ø 1" 11/32  
3" 3/4  
4" 11/32

## OPTICS



See accessories in the next page

## THERMOPLASTIC MATERIAL RECESSED INSTALLATION BOX.

Arcluce Code **1099223X**

Code Ref.

**TECHNICAL INFORMATION****Weight** 0.13 lb

---

## STAINLESS STEEL AISI 316L INSTALLATION BOX.

Arcluce Code **1099221X**

Code Ref.


**TECHNICAL INFORMATION****Weight** 0.46 lb

---

## THERMOPLASTIC MATERIAL RECESSED INSTALLATION BOX.

Arcluce Code **1099222X**

Code Ref.

**TECHNICAL INFORMATION****Weight** 0.04 lb

---