

LAPIS (Model)



TECHNICAL INFORMATION

[IES Files](#)

Watt	10W – 20W
Luminaire	Up to 1550lm
CCT	3000K – 4000K
CRI	>80
Wiring	120-277V 60Hz 0-10V
LED life time	> 60000h - L80 - B20 (Ta 25°C)
Color	Black - 12 / Grey - 16 / Aluminium - 21

DESCRIPTION

Construction

- Die-cast aluminium body (EN 47100).
- Extruded aluminium pole.
- Double layer polyester powder paint resistant to corrosion and salt spray fog.
- Silicone rubber gaskets.
- AISI 316 stainless steel external screws.

Electrical & Optics

- Universal input voltage: 120-277V 50/60Hz.
- 0-10V dimming available.
- Wiring on removable galvanized steel tray.
- High-efficacy LEDs with standard 3000K, 4000K (2700K or other CCTs available on request).
- PMMA lenses for LEDs.
- Screen made of 3/16" thermal-shock resistant tempered glass.

Listings

- UL certified to U.S. and Canadian standards, suitable for wet locations (cULus mark).
- Suitable for mounting within 1.2 m (4 ft) of ground.
- Rated IP66 per EN60598.
- Luminaire rated for -25°C minimum ambient temperature.
- High quality LED sources characterized according to IES TM-30, with high color consistency <3SDCM and long useful life >60000 hours at L80.

Installation

- Surface installation.
- Die-cast aluminium base (EN 47100) for anchoring with rawlplugs.
- Supplied with steel base plate and j-shaped anchor bolts.
- Available on request zinc-plated steel pillar for reinforced anchoring.

IP66




VERSIONS *(Click on below link to configure your product)*



[lapis](#)

Size:
 Ø 7" 3/32
 20" 3/32 to 31" 7/8

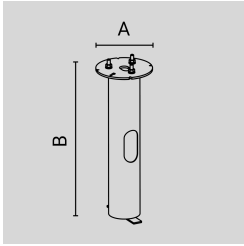
OPTICS



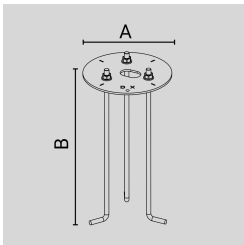
See accessories in the next page

HOT DIPPED ZINC-COATED STEEL BASEMENT FOR GROUND ANCHORING.Arcluce Code **1099674X**

Code Ref.

**TECHNICAL INFORMATION****Color** Chrome - 31**Weight** 4.41 lb**ZINC-COATED AND PAINTED STEEL BASE PLATE WITH ZINC-COATED STEEL STUD BOLTS.**Arcluce Code **1099675X-21**

Code Ref.

**TECHNICAL INFORMATION****Color** Aluminium - 21**Weight** 3.09 lb**JUNCTION BOX IP68 - 4 WAYS - 4/5 POLES.**Arcluce Code **1099407X**

Code Ref.

**TECHNICAL INFORMATION****Weight** 0.18 lb**IP68 LINEAR JOINT - 2 WAYS - 4 POLES.**Arcluce Code **1099410X**

Code Ref.

**TECHNICAL INFORMATION****Weight** 0.07 lb