


# MIKO Bollard (Model)



## TECHNICAL INFORMATION

[IES Files](#) ↓

<b>Watt</b>	20W
<b>Luminaire</b>	Up to 1800lm
<b>CCT</b>	3000K – 4000K - DarkSky approved for CCTs of 3000K or lower
<b>CRI</b>	>80
<b>Wiring</b>	120-277V 60Hz / 0-10V
<b>LED life time</b>	> 60000h - L80 - B20 (Ta 25°C)
<b>Color</b>	Grey - 16 / Aluminium - 21 / Black - 12

## DESCRIPTION

### Construction

- Die-cast aluminium body (EN 47100).
- Extruded aluminium pole.
- Double layer polyester powder paint resistant to corrosion and salt spray fog.
- Silicone rubber gaskets.
- AISI 316 stainless steel external screws.

### Electrical & Optics

- Universal input voltage: 120-277V 50/60Hz.
- 0-10V dimming available.
- Wiring on removable galvanized steel tray.
- High-efficacy LEDs with standard 3000K, 4000K (2700K or other CCTs available on request).
- PMMA lenses for LEDs.
- Screen made of 3/16" thermal-shock resistant tempered glass.

### Listings

- DarkSky approved for CCTs of 3000K or lower.
- Intertek certified to U.S. and Canadian standards suitable for wet locations (ETL mark).
- Suitable for mounting within 1.2 m (4 ft) of ground.
- Rated IP66 per EN60598.
- Luminaire rated for -30°C minimum ambient.
- High quality LED sources characterized according to IES TM-30, with high color consistency <3SDCM and long useful life >60000 hours at L80.

### Installation

- Surface installation.
- Die-cast aluminium base (EN 47100) for anchoring with rawlplugs.
- Supplied with steel base plate and j-shaped anchor bolts.
- Available on request zinc-plated steel pillar for reinforced anchoring.
- Supplied with power cord (18AWG conductors).

IP66



## VERSIONS *(Click on below link to configure your product)*



[miko](#)

Size:  
 Ø 7" 7/8  
 3"  
 11" 13/16 to 39" 3/8

## OPTICS

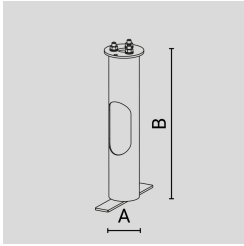


See accessories in the next page

## HOT-DIPPED ZINC-COATED STEEL BASEMENT FOR GROUND ANCHORING.

Arcluce Code **1099334X**

Code Ref.

**TECHNICAL INFORMATION**

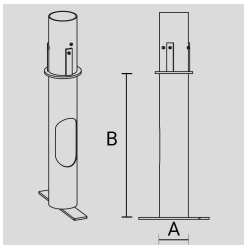
<b>Color</b>	Chrome - 31
--------------	-------------

<b>Weight</b>	3.75 lb
---------------	---------

## HOT-DIPPED ZINC-COATED STEEL BASEMENT FOR GROUND ANCHORING WITH A HOT-DIPPED ZINC-COATED STEEL POLE INTERNAL REINFORCEMENT.

Arcluce Code **1099335X**

Code Ref.

**TECHNICAL INFORMATION**

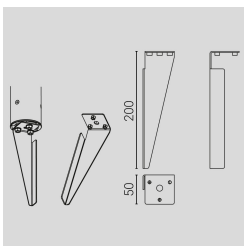
<b>Color</b>	Chrome - 31
--------------	-------------

<b>Weight</b>	3.31 lb
---------------	---------

## ZINC-COATED STEEL SPIKE.

Arcluce Code **1099339X**

Code Ref.

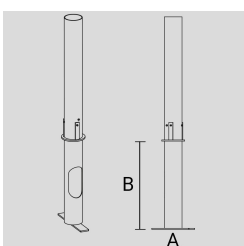
**TECHNICAL INFORMATION**

<b>Weight</b>	0.55 lb
---------------	---------

## HOT-DIPPED ZINC-COATED STEEL BASEMENT FOR GROUND ANCHORING WITH A HOT-DIPPED ZINC-COATED STEEL POLE INTERNAL REINFORCEMENT.

Arcluce Code **1099336X**

Code Ref.

**TECHNICAL INFORMATION**

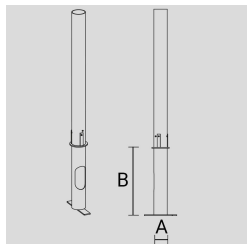
<b>Color</b>	Chrome - 31
--------------	-------------

<b>Weight</b>	5.07 lb
---------------	---------

HOT-DIPPED ZINC-COATED STEEL BASEMENT FOR GROUND ANCHORING WITH A HOT-DIPPED ZINC-COATED STEEL POLE INTERNAL REINFORCEMENT.

Arcluce Code **1099337X**

Code Ref.



**TECHNICAL INFORMATION**

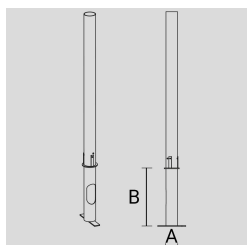
**Color** Chrome - 31

**Weight** 6.39 lb

HOT-DIPPED ZINC-COATED STEEL BASEMENT FOR GROUND ANCHORING WITH A HOT-DIPPED ZINC-COATED STEEL POLE INTERNAL REINFORCEMENT.

Arcluce Code **1099338X**

Code Ref.



**TECHNICAL INFORMATION**

**Color** Chrome - 31

**Weight** 7.72 lb