



# VICTORY (Model)



## TECHNICAL INFORMATION

[IES Files](#) ↓

<b>Watt</b>	45W – 100W
<b>Luminaire</b>	Up to 13000lm
<b>CCT</b>	3000K – 4000K
<b>CRI</b>	>80
<b>Wiring</b>	120-277V 60Hz / 0-10V
<b>LED life time</b>	> h - L80 - B20 (Ta 25°C)
<b>Color</b>	Aluminium - 21 / Grey - 16 / Black - 12

## DESCRIPTION

### Construction

- Die-cast aluminium body (EN 47100).
- Double layer polyester powder paint resistant to corrosion and salt spray fog.
- Silicone rubber gaskets.
- AISI 316 stainless steel external screws.

### Electrical & Optics

- Universal input voltage: 120-277V 50/60Hz.
- 0-10V dimming available.
- Driver protected against voltage surges up to 6kV.
- Wiring on removable galvanized steel tray.
- High-efficacy LEDs with standard 3000K, 4000K (2700K or other CCTs available on request).
- PMMA lenses for LEDs.
- Screen made of 3/16" thermal-shock resistant tempered glass.

### Listings

- UL certified to U.S. and Canadian standards, suitable for wet locations (cULus mark).
- Rated IP66 per EN60598.
- Luminaire rated for -40°C minimum ambient temperature.
- High quality LED sources characterized according to IES TM-30, with high color consistency <3SDCM and long useful life >60000 hours at L80.

### Installation

- Post-top installation (Ø 2" 3/8 tenon).
- Available wired with Zhaga Book 18 or NEMA ANSI C136.41 (5-pin) and waterproof cover. For the Zhaga Book 18 version add at the end of the code the suffix "ZU" for the version with adapter at the top, or "ZD" for the version with adapter at the bottom, or "ZB" for the version with adapter both at the top and at the bottom. For the NEMA ANSI C136.41 version, add the suffix "NU" at the end of the code for the version with adapter at the top.

IP66



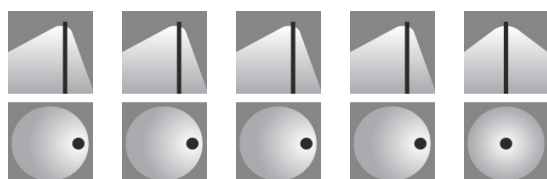
## VERSIONS *(Click on below link to configure your product)*



[Victory](#)

Size:  
Ø 20" 15/32  
26" 9/16

## OPTICS

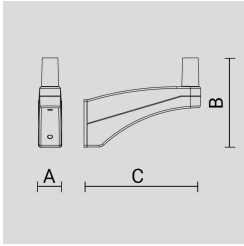


See accessories in the next page

## PAINTED DIE-CAST ALUMINIUM WALL BRACKET FOR Ø 60 MM ARM.

Arcluce Code **1099098X-21**

Code Ref.

**TECHNICAL INFORMATION**

<b>Color</b>	Aluminium - 21
--------------	----------------

<b>Weight</b>	5.51 lb
---------------	---------

## PAINTED DIE-CAST ALUMINIUM SINGLE POLE ATTACHMENT.

Arcluce Code **1099097X-21**

Code Ref.

**TECHNICAL INFORMATION**

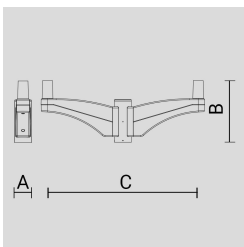
<b>Color</b>	Aluminium - 21
--------------	----------------

<b>Weight</b>	7.72 lb
---------------	---------

## PAINTED DIE-CAST ALUMINIUM DOUBLE POLE ATTACHMENT.

Arcluce Code **1099096X-21**

Code Ref.

**TECHNICAL INFORMATION**

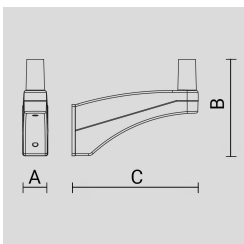
<b>Color</b>	Aluminium - 21
--------------	----------------

<b>Weight</b>	13.23 lb
---------------	----------

## PAINTED DIE-CAST ALUMINIUM WALL BRACKET FOR Ø 60 MM ARM.

Arcluce Code **1099098X-16**

Code Ref.

**TECHNICAL INFORMATION**

<b>Color</b>	Grey - 16
--------------	-----------

<b>Weight</b>	5.51 lb
---------------	---------

## PAINTED DIE-CAST ALUMINIUM SINGLE POLE ATTACHMENT.

Arcluce Code **1099097X-16**

Code Ref.

**TECHNICAL INFORMATION**

<b>Color</b>	Grey - 16
--------------	-----------

<b>Weight</b>	7.72 lb
---------------	---------

## PAINTED DIE-CAST ALUMINIUM DOUBLE POLE ATTACHMENT.

Arcluce Code **1099096X-16**

Code Ref.

**TECHNICAL INFORMATION**

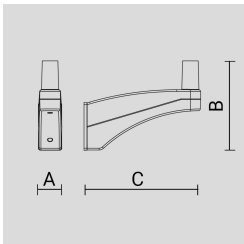
<b>Color</b>	Grey - 16
--------------	-----------

<b>Weight</b>	13.23 lb
---------------	----------

## PAINTED DIE-CAST ALUMINIUM WALL BRACKET FOR Ø 60 MM ARM.

Arcluce Code **1099098X-12**

Code Ref.

**TECHNICAL INFORMATION**

<b>Color</b>	Black - 12
--------------	------------

<b>Weight</b>	5.51 lb
---------------	---------

## PAINTED DIE-CAST ALUMINIUM SINGLE POLE ATTACHMENT.

Arcluce Code **1099097X-12**

Code Ref.

**TECHNICAL INFORMATION**

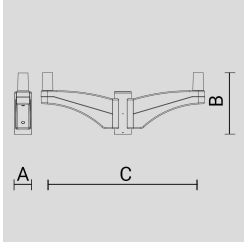
<b>Color</b>	Black - 12
--------------	------------

<b>Weight</b>	7.72 lb
---------------	---------

## PAINTED DIE-CAST ALUMINIUM DOUBLE POLE ATTACHMENT.

Arcluce Code **1099096X-12**

Code Ref.

**TECHNICAL INFORMATION****Color** Black - 12**Weight** 13.23 lb